



## 2000 Pallets Fifo Filo Customized Drive-in Drive-Thru Pallet Racks System For Storage

Our Product Introduction

for more products please visit us on [warehouse-rackings.com](http://warehouse-rackings.com)

### Basic Information



### Product Specification

- Model NO.: QF-Drive In Rack
- Material: Steel
- Structure: Rack
- Type: Pallet Racking
- Mobility: Fixed
- Height: 5-15m
- Weight: 2000
- Closed: Open
- Development: New Type
- Serviceability: Common Use
- Color: Customized
- Lead Time: 25 Days
- Raw Material: Q235
- Surface Treatment: Powder Coating
- Transport Package: Standard Export Packing



### More Images



## Product Description

### Source factory, Custom products, Free design, One-Stop service



#### Product Description

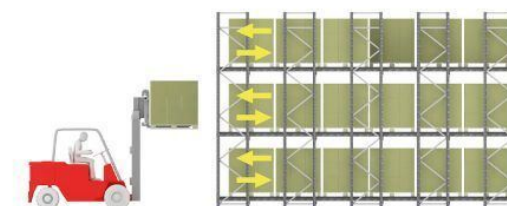
The **Drive in Drive thru Racking System** is a high density storage solution that maximizes available space and height in the warehouse by reducing the forklift operating aisles.

This compact racking system can be either **Drive in racking**, with only one access aisle, where the last load in is the first one out, or **Drive thru racking**, with an entrance and exit, where the first load in is the first one out.

#### Drive in pallet racking (LIFO - Last in, First out)

This is the **most common compact racking system** and **only needs a single access aisle for the forklift**. It **uses the LIFO method**, so the last load in is the first one out.


Drive in compact racking is indicated for warehouses with low material turnover.



#### Drive thru pallet racking (FIFO - First in, First out)

This solution **requires two accesses**, one on each side of the racking. It **uses the FIFO method**, as the first load in is the first one out.

Because it allows access from both the front and rear sides, drive thru compact racking is a **suitable system for high turnover products**.



It is the optimal and most common pallet storage system when you need to **store homogeneous products with a large number of pallets of the same reference**.

This compact system is appropriate where space utilisation is more important than selectivity of stored loads.



#### Dimensions

standard pallet size 1200x1000 / 1200x1200 / 1100x1100 / 1200x800mm



<b>Loading</b>	2000KG per pallet(max)
<b>Stacking levels</b>	4 beam levels
<b>Thickness section</b>	upright 88*68 / 100*68mm; beam 80~100*45
<b>Colour</b>	Blue, orange, Yellow and Grey or customized
<b>Custom design</b>	Accepted
<b>Surface treatment</b>	Galvanized/Powder Coating
<b>Quality&amp;Services</b>	1. Free customized design
	2. Installation Instructions provided.
	3. Quality certificate at least 5 years.
	4. We will deliver back-up accessories for maintenance along the container.

#### RFQs for drive in rack:

1, Under which situation should we use drive in pallet rack?

**For inventory with less categories and large quantities for each category.**

2, How many depth do you plan along each drive in aisle?

**For single entry, we suggest no more than 7.**

**For double entry, we suggest no more than 13.**

3, what kind of pallet can we use in drive in pallet rack?

**pallets with double faced, pallets with three runners base.**

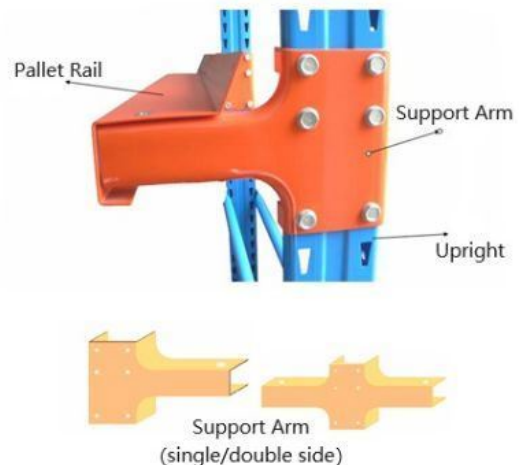
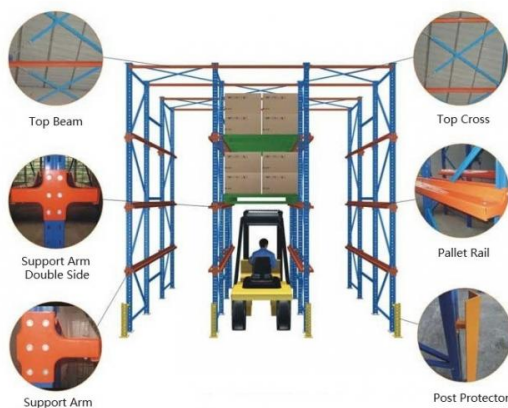
**Single faced, 9 feet or any plate based will be prohibited.**

4, How about the installation?

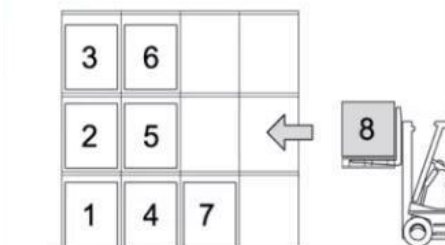
**It will take 5-6 persons to do installation.**

**We have installation drawing for you to follow, it will be easy to carry out project installation if you follow our instruction.**

#### Detailed Photos



#### LOADING THE SYSTEM



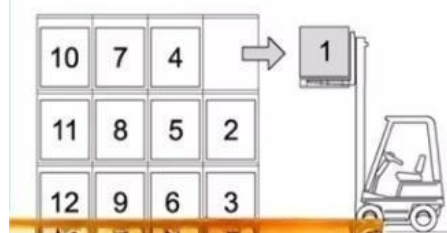
#### Retrieving a pallet

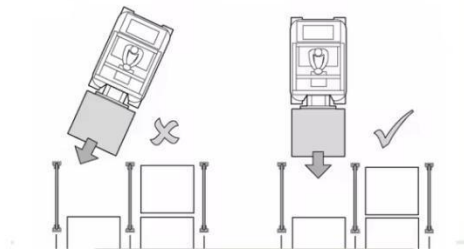
1. Square the forklift outriggers elevated to the height of the pallet to be removed.
2. Secure the pallet with the forklift.
3. Raise the load approximately 20 mm above the rails and slowly and completely out of the system.
4. Carefully turn the forklift in the aisle to prevent rack impact and damage.

#### Placing a pallet

1. Driver should square the forklift with the pallet rack bay opening.
2. Lift the pallet 20mm above the rails.
3. Slowly drive to the open pallet position and carefully lower the pallet.
4. Slowly back away from the system.

#### UNLOADING THE SYSTEM






## APPROACHING AND ENTERING THE RACK

1. The forklift truck should approach the rack squarely and not at an angle.
2. No attempt should be made to deposit/retrieve pallets or to enter a rack when the truck is NOT correctly aligned.
3. It is not acceptable to attempt to re-align a truck after entry into the rack.



## Customer Site



## Packaging & Shipping

### Packing



Package for Upright Frame



Package for Beam



Loading for Beam



Loading for Upright Frame



Loading for Wire Mesh Cage

### Shipping



MOT AS YOUR REQUEST



AIR FREIGHT FOR URGENT  
Transit time:5-7 days



OCEAN SHIPPING NORMALLY  
Transit time:15-40 days

## Company Profile

## Welcome to visit our company

### Jiangsu Qifei Intelligent Storage Equipment Co., Ltd



Established in 2020, is one of the leading manufacturer specialized in industrial warehouse storage equipment



Main products are heavy/medium/light duty rack, cantilever rack, mezzanine floor, drive in rack, and so on.



We aim to provide cost-effective and space utilization storage solutions for all customers worldwide



### WHY CHOOSE US



Customization



Free Design



Best Price

## Co-operation Process

### Customized Procedure

One-stop Service  
7\*24h on line



Drawing

Customize as your DWG



No Drawing

Contact us about requests



DWG Confirm

Confirm details



Quotation

Confirm lead time&MOT



Order & Deposit

Start production



Pack & Shipping

Delivered to door

### Required info for quote

- 1、The AUTOCAD drawing of warehouse or racking
- 2、Length, Height, and Width of the warehouse
- 3、Layers of the racking
- 4、Pallet size
- 5、Max weight of pallet with cargo on
- 6、Color requirement

## FAQ

Q: Are you manufacturer or trading company?

A: We are experienced manufacturer in the warehouse storage industry.

Q: How is your delivery time?

A: Generally, it is within 20 days against formal order and deposit. It also depends on other factors such as order quantity.

Q: What is the payment term?

A: T/T 30% as deposit, and 70% before delivery. We'll show you the photos of the products and packages before you pay the balance.

Q: What is your terms of delivery?

A: EXW, FOB

Q: Are samples available?

A: Yes, We can supply the sample if we have ready parts in stock, but the customers have to pay the sample cost and the courier cost.

Q: What is the minimum order quantity?

A: Generally, MOQ is 10sets.

Q: Can I make my own brand and designed products?

A: Yes, we do both OEM and ODM, so you can make your own product with your own logo.

Q: Where is your factory? Can I visit it?

A: Our factory located in Nanjing, Welcome to visit our factory. We can arrange pick-up from the airport or train station for you.

Q: What is the material being used for your products?

A: Mild steel Q235.

Q: I don't have drawing or picture available for the products, could you design it for me?

A: Yes, we can make the best suitable design for you but need to know more details.

Q: Do I get any guarantee from your company?

A: 3 years warranty

Q: How do you make our business long-term and good relationship?

A: Quality makes trust and reputation, plus competitive price to ensure our customers benefit ;



**Jiangsu Qifei Intelligent Storage Equipment Co., Ltd.**



+86-15161451461



sharonyan@qifeirack.com



warehouse-rackings.com

Add: #739 Dixiu Road Jiangning District Nanjing China